

Mild



Tweet Me!



Write a Tweet (140 characters) that explains what you have learnt this week. Remember to include '#y7' and #maths# in your tweet!

Flashcards

Make a set of at least *five* cards with a keyword from the topic on the front, and it's definition on the back!



And the Answer is...!

Write three questions related to the topic we have covered this week which all have the same answer. Try and be as imaginative as possible!

Two Truths and a Lie


Come up with three statements about our topics, of which *two* are true and *one* is a lie. People then have to guess which is which!



Four Pics One Word

Find four picture clues that all relate to the same keyword from the topic. Below, put some blank boxes to show how long the word is and some jumbled letters as a clue!

Medium



Maths Mat

Make a place mat that could be used in lesson with *all* the key facts about this topic on it! We could laminate it and use it in class!

Poem or Song



Write a poem or song about what we have been learning. It could be a rap, a limerick or a haiku!

Make a Worksheet

Create a worksheet that could be used to help in lesson. Think carefully about the questions, and be sure to provide an answer guide with complete answers!

Think-a-Link




Make a memorable phrase or an acronym (like BIDMAS) to help you and others remember important facts from the topic. The best ones will be featured in lessons!

Revision Poster

Make a poster (with big writing) that could be put up in the classroom to help students with the topic we have learnt. Be sure to include titles, keywords, pictures and diagrams!

Hot



100 Word Challenge

Sum up what you have learned in *exactly* 100 words. You can write about things you mastered and areas you need to focus on!

Starter Activity

Plan a starter that we could use with the class. It could be a puzzle, a carefully designed quiz or a recap activity.



Board or Card Game

Make board or card game that uses facts from the topic we have covered. It could be as simple as Snap, or involve using dice and answering questions!



Movie Star

Make an instructional video where you explain key facts about the topic we have been covering. You could record it on your phone, and it could just show your hands and a pen!

Learning Blog

Have a look at your book and write about 'What Went Well' (WWW), but also give yourself 'Even Better If's (EBI) as targets for next time. Write about *how* you are going to achieve these targets!

Meal Deal Special!

If you are able to complete **one** mild, **one** medium *and* **one** hot task you will be eligible for a **special** prize!

Remember! *All* of the tasks have to be **super awesome**, so no silly business!

Earn Extra Chilies!

If you are able to **present** your task to the class, you will earn yourself **extra chilies**!

For example, if you make an **awesome** starter activity, **you** may be asked to use it with your friends to help them **learn**!

So remember! The work **you** do could help **your** classmates learn!

How to Order

The pages inside show **15** different tasks, all rated by **hotness**, you can complete as part of your homework.

There are three levels of hotness: **mild**, **medium** and **hot**. The different levels of hotness have different numbers of chilies.

At the end of the term, the participant who has earned themselves the **most** number of chilies will be awarded with a **special unique prize**.

So, how many chilies can **you** earn?


Using a Computer

You can use a computer to do your homework if you would like!

If you do, you can either **print** out your work or **email** it to me.

You will need to either print or email your work **before** the homework is due in, so remember to print or email it the evening before!

TBOWA Homework Takeaway



Giving you the control over your independent learning!