

SENECA

About SENECA

Seneca is student administered. They must sign up with their own username and password - we have no control over this, and students must reset their passwords themselves if forgotten. We encourage students to use their school email address so that we can guide them on resetting their password where necessary.

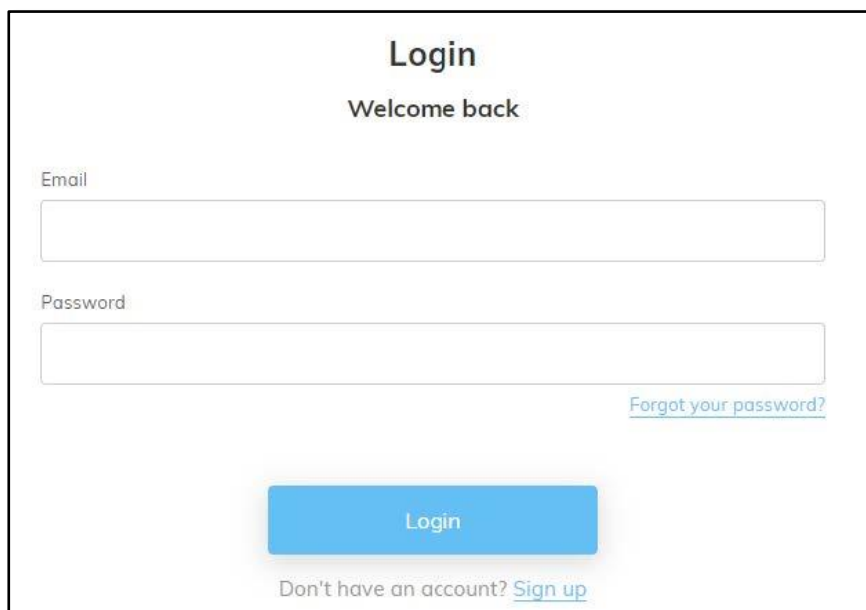
The questions on Seneca are a pre-made list, however teachers can set assignments. Students must join a class to receive the assignments, which they can do by inputting a class code. All of the science class codes are uploaded on the Academy website in the closure work, and on SMHW.

The Seneca help centre has lots of information and guides to support staff and students on how the platform works.

<https://help.senecalearning.com/en/>

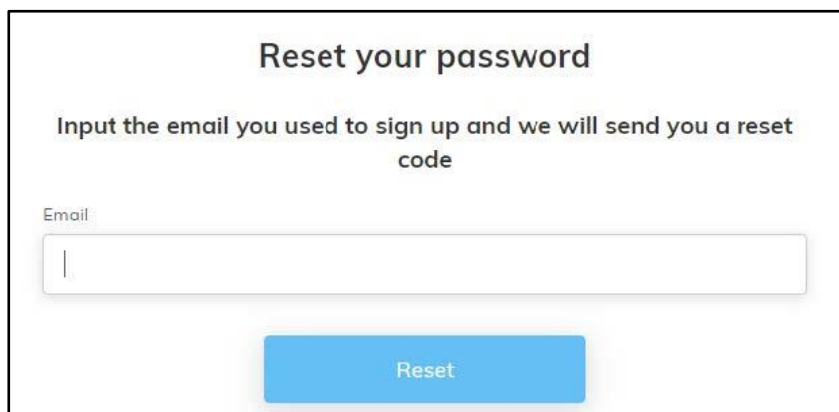
Resetting your SENECA password

- Click on 'Forgot your password?'



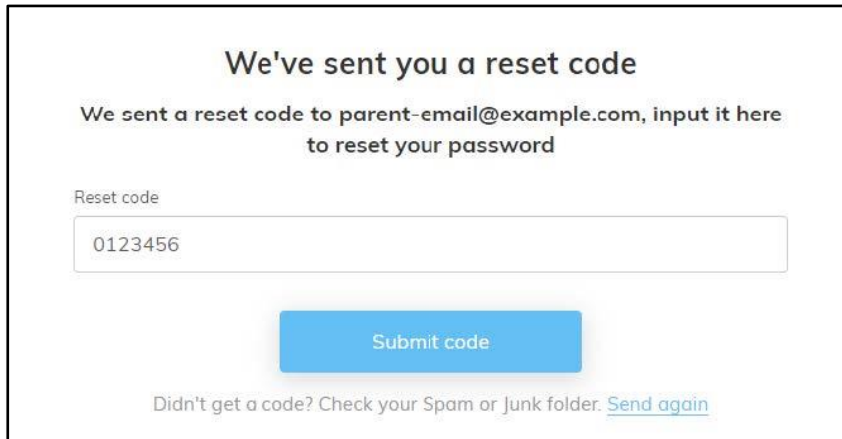
The screenshot shows the SENECA login interface. At the top, it says "Login" and "Welcome back". Below this are two input fields: "Email" and "Password". To the right of the password field is a link that says "Forgot your password?". At the bottom of the form is a blue "Login" button. Below the button is the text "Don't have an account? [Sign up](#)".

- Enter the email that you setup SENECA with. Click 'Reset'.



The screenshot shows the SENECA "Reset your password" page. The title is "Reset your password". Below the title is the instruction "Input the email you used to sign up and we will send you a reset code". There is an "Email" label above a single input field. At the bottom of the form is a blue "Reset" button.

- SENECA will now email you a verification code.
- Enter this number into the text box. Click 'Submit code'.



We've sent you a reset code

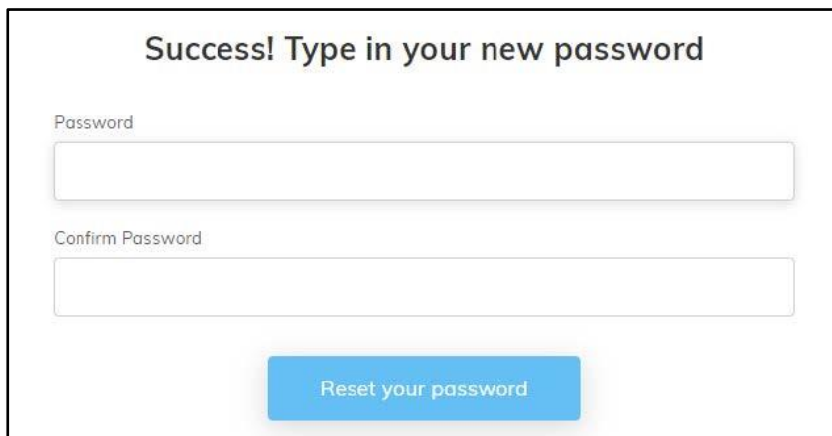
We sent a reset code to parent-email@example.com, input it here to reset your password

Reset code

[Submit code](#)

Didn't get a code? Check your Spam or Junk folder. [Send again](#)

- Enter and confirm your new password. Click 'Reset your password'.



Success! Type in your new password

Password

Confirm Password

[Reset your password](#)

- You should now be back at your dashboard.
- If you are still struggling to log in, please contact SENECAresets@tbowa.org